

Congratulations on Your Admission



Be Boulder.



Congratulations on your admission to the University of Colorado Boulder! Students come to CU-Boulder from all over the world to take advantage of our excellent academic programs, outstanding teaching faculty and great variety of cultural and recreational activities. We welcome you and look forward to having you join us.

The First Step: Confirming Your Enrollment

After you decide to attend CU-Boulder, your first step is to confirm your intent to enroll in your MyCUBoulder account. Simply go to the 'Confirm' tab and read the confirmation instructions carefully. Pay attention to the confirmation deadline and deposit amount. All admitted international students are required to pay the \$200 confirmation deposit. You must pay by credit card or electronic check to confirm your enrollment online through your MyCUBoulder account.* The electronic check option will only work if the funds are drawn from a U.S. bank account.


Your \$200 confirmation deposit is not refundable if you confirm your intent to enroll and later decide not to attend CU-Boulder. It will take at least 1 business day for your confirmation to be processed and added to your MyCUBoulder account.

*There is a 2.75% service fee assessed with credit card payments, which comes out to \$5.50 for the \$200 confirmation deposit. The confirmation deposit and the service fee are nonrefundable. If you cannot pay by credit card or electronic check, you will need to email Diane Gerwig at Diane.Gerwig@colorado.edu. We will work with you to receive payment and confirm your enrollment.

Final Steps in the Admission Process

Once you have confirmed your intent to enroll, there are a few things you still need to do and to keep in mind.

- If you find any errors in your admission documents, please contact the Office of Admissions immediately at +1-303-492-6301 or intladm@colorado.edu.
- It is critical that you notify us immediately of any change to your email address or your permanent and/or mailing address(es). To update your address(es), go to the "My Information" section in your MyCUBoulder account or contact the admissions office at +1-303-492-6301 or intladm@colorado.edu.



CONFIRMED STUDENT CHECKLIST (after confirming your intent to enroll - see page 2)

❑ **Activate your IdentiKey**

Immediately after you confirm your intent to enroll

Your IdentiKey is your login for all online student services once you are enrolled at CU-Boulder. Go to **oit.colorado.edu/identikkey-activate** to activate your IdentiKey. It may take 3-5 business days to process your IdentiKey and allow access to apply for housing and register for orientation.

If you do not have a U.S. Social Security number, CU-Boulder's Office of Information Technology (OIT) will e-mail you a 4-digit personal identification number (PIN) to use instead. If you do not receive your PIN within 3-5 business days of confirming, contact OIT at **help@colorado.edu** to request your PIN.

❑ **Read important information from International Student and Scholar Services (ISSS)**

Shortly after you confirm your intent to enroll

Now that you have completed the admissions process, you will begin to work with our ISSS office. ISSS will provide you with important information about immigration, preparing for arrival, international student orientation and much more. **colorado.edu/oie/student-resources/admittednew-students**

❑ **Apply for on-campus housing**

Five business days after you activate your IdentiKey

Living on campus is required for all first-year students and recommended for transfer students. The housing application opens in November, and assignments are made on a first-come, first-served basis. After you activate your IdentiKey, you may sign up for housing at **housing.colorado.edu**. Please note that the \$300 housing deposit must be paid at the time you apply for housing. See page 6 for more information.

❑ **Register for university orientation**

Five business days after you activate your IdentiKey

Orientation is mandatory for all new undergraduate students. Spring students may register for orientation after October 15; fall and summer students may register beginning in March. You must activate your IdentiKey before you register for orientation. You may sign up for orientation through **orientation.colorado.edu**. International students typically attend orientation the week before classes begin.

❑ **Complete online pre-arrival course**

Shortly after you confirm your intent to enroll

ISSS will be registering you in a Desire2Learn (D2L) Online Pre-Arrival Orientation course. This course is a review of what you need to know and do prior to starting at CU-Boulder and **MUST** be completed before arriving on campus.

❑ **Make travel arrangements**

After your visa is approved

You may arrive in the U.S. up to 30 days before the report date on your DS-2019 or I-20. (see below) Check all CU-Boulder mandatory orientation dates before making your travel plans. You will also need to arrange transportation to the campus and any temporary housing accommodations. Transportation to campus is not provided by the university. More information is available on the **ISSS website** and in the online pre-arrival course.

❑ **Submit your final transcripts**

Immediately after they are available or upon arrival

The Office of Admissions reserves the right to cancel your admission if your final transcripts do not reflect academic achievement similar to our assessment at the time of admission. Arrange to have your final official transcripts and graduation certificate (if applicable) sent by the school or appropriate official to the admissions office as soon as they are available or bring them to the admissions office upon arrival. Official transcripts may also be e-mailed to **intladm@colorado.edu** from your school. Transcripts emailed from a student will not be accepted.

❑ **Attend an EducationUSA pre-departure session in your home country**

Dates and availability vary

EducationUSA centers are the U.S. State Department's network of more than 400 advising centers in 170 countries designed to assist local students find the appropriate college or university in the United States. Many advising centers offer pre-departure sessions to help with your transition to America. Learn more at **educationusa.info**.

TRANSFER CREDIT

Transfer credit evaluations are completed using your final, official transcript(s) after you have confirmed your intent to enroll and just prior to orientation. We must receive official transcripts directly from the issuing institution. If you are coming from an international school, we will need to review course descriptions of all college level work completed to determine applicability toward degree requirements. This information must be in English and can be submitted by email to **tchelp@colorado.edu**. Please include your full name on all documentation. Once the evaluation is completed, you will receive an e-mail notifying you to check your MyCUBoulder account.

THE STUDENT VISA PROCESS

❑ Make sure that your passport is valid

Immediately

Your passport must be valid for at least 6 months after the date you enter the United States. If it is not, renew it immediately to avoid delays in the visa process.

❑ Receive your I-20/DS-2019

F-1 Visa Status:

CU-Boulder will issue your Form I-20 two to three days after you confirm, unless you are already in the U.S.

We can send it to you one of two ways:

- Standard mail, which can take 3-8 weeks depending on where you live.
- Express mail, at your expense. You must email intladm@colorado.edu within one week of confirming for further instructions. Otherwise, we will automatically mail it to you by standard mail.

J-1 Visa Status:

Your DS-2019 Form will be issued by ISSS. Contact them at adviser@colorado.edu if you have questions regarding your DS-2019.

Students Currently Studying in the U.S. on an F-1 or J-1 Visa:

- For F-1 students: If you are already in the U.S. on an F-1 visa, you need to transfer your immigration record from your current school to us before we can issue you an I-20. Please follow the instructions on the **Immigration Transfer Form**. We will contact you about your I-20 on or just before the SEVIS release date secured by the international advisors at your current school. colorado.edu/admissions/undergraduate/node/4057/attachment
- For J-1 students: Please contact ISSS at adviser@colorado.edu to coordinate the transfer of your immigration status.

Neither F nor J Status:

We will not issue any immigration documents if you will be attending CU-Boulder on a visa that is not F or J. If you have questions about attending CU-Boulder on a visa other than F or J, please email intladm@colorado.edu.

❑ Pay the SEVIS fee

Immediately after you receive your I-20 or DS-2019

New J-1 and F-1 visa holders must pay the SEVIS fee to the Department of Homeland Security before an F-1 or J-1 visa can be issued. Canadian citizens also need to pay the SEVIS fee before they can enter the U.S.

colorado.edu/oie/sevis-fee.

❑ Make an appointment with the U.S. embassy/consulate

After you receive your I-20 or DS-2019

Make an appointment to apply for a visa at the **nearest U.S. embassy or consulate** as soon as you receive your I-20 or DS-2019. It is important to apply early, because the visa issuing process may take several weeks or longer. Review detailed information in the links below:

- **F-1 Visa Instructions**
- **J-1 Visa Instructions**

*Please note, students applying for J-1 exchange visitor visas are not applying for the J-1 trainee or intern categories. Therefore, you may disregard the Form DS-7002 from the checklist of required documents.

❑ Apply for your visa

Immediately after you pay your SEVIS fee

Each visa applicant must first complete an online DS-160 form, pay the fee and bring a confirmation page to his/her interview. You must also upload a photo while completing the DS-160. If the photo upload fails, you must bring one printed photo in the format explained in the photo requirements.

All applicants for an F-1 or J-1 visa must provide:

- A signed I-20 or DS-2019 form, filled out completely and accurately
- Valid passport
- Proof you have been admitted to the University of Colorado Boulder (offer e-mail or letter from the university)
- Proof of SEVIS fee payment (I-901 receipt)
- Transcripts of your previous schooling, diplomas
- Required test scores (TOEFL/IELTS, SAT, GRE, GMAT)
- Anything that provides evidence of your intent to return home after your studies in the U.S.
- Any other information and processing fees required by the Department of State (varies by embassy)

Changing Immigration Status

If you plan to change your immigration status prior to starting at CU-Boulder, please contact intladm@colorado.edu immediately so we can determine how to proceed.

WHEN YOU ARRIVE

❑ Attend the university orientation

The week before classes begin

University orientation is mandatory for all new undergraduate students. During orientation, you will meet with an academic advisor, see your transfer credit report (if applicable) and learn essential information about being a CU-Boulder student. Most students will register for classes during orientation. Some academic departments will pre-register students for certain classes or offer earlier registration. Review **orientation.colorado.edu** for the specific details for your college or school.

Math and Language Placement Assessments

- **ALEKS Mathematical Skills Assessment:** If you think you will enroll in a math, science, social science or business course your first semester, you will need to take the ALEKS placement assessment to determine which level of a math class you should start in. It may also be a requirement to enroll in some math courses. **colorado.edu/AcademicAffairs/AVCUEaleks.html**
- **Language Placement Tests:** If you did not meet the necessary foreign language requirements in high school (varies by major) or plan to continue studying a foreign language other than English, you must take a language placement test to help you determine the appropriate level of a language class you should enroll in. **orientation.colorado.edu**

❑ Complete immunizations records

No later than deadline indicated on the ISSS website Colorado state law requires all degree-seeking students born after January 1, 1957, to provide documentation for two rubeola (measles), two rubella (German measles), and two mumps immunizations. Hepatitis B and meningitis immunizations are strongly recommended but not required. If possible, we recommend getting these immunizations in your home country to save you time and money upon arrival. Be sure to keep the records of your immunizations. Submit immunization records to Wardenburg Health Center before the deadline for your first semester at CU-Boulder. **colorado.edu/healthcenter/forms/required-immunization-forms**

❑ Select or waive health insurance

No later than deadline indicated on the ISSS website

All students and their dependents ARE REQUIRED TO HAVE HEALTH INSURANCE to cover the cost of medical treatment.

You may choose one of the plans made available by the University, or may waive the University insurance and choose a plan of your own. Regardless, you will have to show proof of insurance coverage. More information on health insurance will be provided during your Check-In Session.

Important Note: Please keep in mind that CU-Boulder's insurance coverage starts on a specific date. If you are arriving in the U.S. earlier than that date, you should buy additional travel insurance to cover the period of time before the CU-Boulder plan starts.

❑ Pay your tuition and fees

No later than due date on your bill

Your bill includes tuition and fees, room and board (if living on campus), course fees and health insurance charges. Full payment is due by the second week of classes (unless you apply for the two-payment plan). Payment details can be found on the Bursar's Office website at **bursar.colorado.edu**.

❑ Bring your final official transcripts to the admissions office, if not yet submitted

Within first two weeks of arrival to campus

If your school or an appropriate official has not already sent your final official transcripts and graduation certificate (if applicable) to the admissions office, you should bring them to the office (Regent Administrative Center, Room 125) shortly after your arrival.

❑ Disability Services

If needed

Students who want services from Disability Services must submit documentation of a disability directly to Disability Services and request an intake with a Disability Specialist. **disabilityservices.colorado.edu**.

IMPORTANT INFORMATION: REPORT DATE

Before you make travel arrangements, check the "Upon Arrival" section of our **Admitted International Student** page. All F-1 and J-1 students **MUST** arrive on or before their report date. Visit **colorado.edu/admissions/undergraduate/admitted/international** for more information.

HOUSING

On-Campus Housing

Residence Halls

All first-year students are required to live in on-campus residence halls their first two semesters. Transfer students may also live in the residence halls if space is available. Halls are co-ed; however, most halls have single-gender floors. Most rooms are shared with one other student, and roommates are always of the same gender. Along with traditional residence halls, CU-Boulder also offers 14 Residential Academic Programs where a core class is offered in the residence hall, and 5 Living Learning Communities for students with shared interests. Visit the “Choose Where to Live Worksheet” at housing.colorado.edu/choose-where-to-live.

Bear Creek Apartments

Transfer students and students beyond their first year can live in these furnished, university-owned apartments. They are located near campus and provide a safe and welcoming community for all residents.

Family Housing

For students with families, there are several university-owned apartments to choose from.


Off-Campus Housing Options

Numerous off-campus apartments and houses are available in and around Boulder. The CU-Boulder Off-Campus Student Services office maintains listings of rooms, houses, and apartments for rent in the Boulder community. View available properties at ralphieslist.colorado.edu.

ON-CAMPUS DOUBLE ROOM



Image of room type is for reference only. You are not guaranteed to receive this room, and decorations are not provided.



GET INVOLVED

International Student and Scholar Programs (ISSP)

Housed within the Cultural Unity and Engagement Center (CUE), ISSP organizes and supports programming and special events for international students, scholars and their families. bit.ly/CU-ISSP

International Student Guides

International Student Guides are current CU-Boulder students who are friendly, knowledgeable and can help you get settled. Apply before or just after you arrive to be matched with a student guide.

colorado.edu/oie/isg

Boulder Friends of International Students (BFIS)

This organization builds friendships and intercultural understanding between international students and the Boulder community. Students partner with local hosts and participate in activities such as picnics, sporting events and visits to local attractions.

colorado.edu/oie/clubs-activities/bfis

CU International

CU International is a CU-Boulder student club that helps international students, both in answering their questions and concerns about life on campus and in organizing social activities such as International Coffee Hour and CUWednesday. internationalcu.com

International Festival

This annual April festival provides an opportunity for the campus and the community to learn about the various cultures of CU-Boulder students. It is a public, day-long event with free samples of international cuisine, information booths and live entertainment.

cu-international-festival.com

International Student Clubs and Organizations

With more than 90 countries represented at CU-Boulder, there are many clubs and organizations for students of different nationalities, backgrounds and interests. Current members are happy to share information about their club or organization, so feel free to contact them directly through the Student Group Directory. sofo.colorado.edu/SOFOSdg.php


Other Resources

ISSP on Facebook: facebook.com/ISSSCU

Campus events: inthemix.colorado.edu

Student Life: colorado.edu/audience/students

Recreation/Club Sports: colorado.edu/recreation




INTERNATIONAL STUDENT AND SCHOLAR SERVICES (ISSS)

At CU-Boulder, the Office of Admissions helps you throughout the application and admissions process. Now that you are admitted to the university and once you arrive on campus, you will work with our ISSS office for continued support. ISSS supports all international students once they are admitted to CU-Boulder.

There are several advisers in the ISSS office to advise you on a variety of topics ranging from immigration to arrival. ISSS is also a good place to start if you have difficulties figuring out where to get help with other issues. Staff will refer you to on-campus or off-campus offices when you need services unavailable through ISSS.

Contact ISSS: adviser@colorado.edu or +1-303-492-8057



The International Student and Scholar Services office is located in the Center for Community (C4C), Suite S355.

CONNECT WITH US

General contact information: colorado.edu/admissions/undergraduate/contact

Get to know CU-Boulder! Read blog posts from current students at colorado.edu/admissions/undergraduate/thisismycu or search for 'MyCUBoulder' on each of the following sites:



More Facebook Pages

CU-Boulder ISSP: facebook.com/ISSSCU

CU International: facebook.com/cuinternational

DEFERRING OR DECLINING

Deferring your admission

You may request a deferral of your enrollment for up to one year by filling out the 'Request Deferral' form on the 'Confirm' tab in your MyCUBoulder account. You must submit your request for a deferral before the first day of classes for the term to which you were originally admitted.

Declining your admission

If you will not be attending CU-Boulder, go to the 'Confirm' tab in your MyCUBoulder account, click the 'Confirm Online Now' button, then the 'Accept/Decline Your Admission' link, and follow the cancellation instructions.



"I have two siblings who attended CU-Boulder, and I really like the business school, so CU-Boulder was my number one choice. I really like it here and would recommend it to anyone, whatever your major is. It is just like a big family. When I step in the doors, I feel like I am home at last."

- Toyin Oyatogun,
Marketing and Operations Management
Port Harcourt, Nigeria